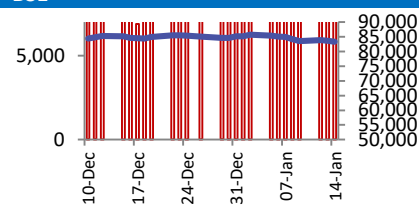
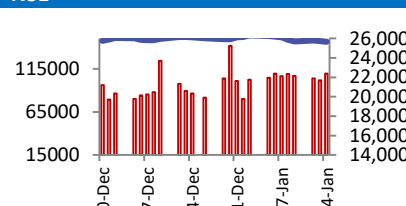


## BSE



Open	83494
High	83540
Low	82898
Close	83246
Change	-324
Volume (Lacs)	7898
Turnover (Rs.inCr)	8724

## NSE



Open	25653
High	25653
Low	25494
Close	25586
Change	-109
Volume(Lacs)	57758
Turnover(Rs.in Cr)	111003

World Markets	Current	Previous	Pt. Chg	Var(%)
Dow	49359	49359	Closed	Closed
Dow Futures	49117	49547	(430)	-0.87%
Nasdaq	23515	23530	(15)	-0.06%
FTSE	10195	10235	(40)	-0.39%
Nikkei	52931	53584	(652)	-1.22%
Hang Seng	26529	26564	(35)	-0.13%
Gift Nifty	25596	25567	29	0.11%
Straits Singapore	4832	4835	(3)	-0.05%
South Korea	4909	4905	5	0.09%
Taiwan	31681	31639	42	0.13%
Shanghai	4102	4114	(12)	-0.29%

Commodity Prices	Current	Previous	Pt. Chg	Var(%)
Copper (\$/MT)	12880	12966	(86)	-0.7%
Alumin (\$/MT)	3128	3159	(31)	-1.0%
Zinc (\$/MT)	3216	3222	(6)	-0.2%
Brent Crude (\$/bbl)	64	64	0	0.0%
Gold (\$/Ounce)	4668	4671	(3)	-0.1%
Silver (\$/Ounce)	93	94	(1)	-1.5%
Light Crude (\$/bbl)	59	59	0	0.1%
N G (\$/mmbtu)	4	3	0	14.6%
Sugar (\$/MT)	428	428	(1)	-0.1%
Rubber (Rs./kg)	193	191	2	1.0%
Baltic Dry Index	1650	1567	83	5.3%

Currency Exchange Rate	Current	Previous	Var(%)
Rs./ \$ rate	90.92	90.87	0.05%
Rs./ Euro	105.67	105.49	0.17%
Rs./Chinese Yuan	13.06	13.06	0.05%
Yen / \$ rate	158.03	158.11	-0.05%
\$ US/Euro	1.16	1.16	-0.02%

Dollar Index	Current	Previous	Var(%)
Dollar Index	99.03	99.39	-0.36%

Support/ Resistance Levels for Today		
	Nifty	Bank Nifty Fut
Support 1	25520	59700
Support 2	25450	59500
Resistance	25670	60100

Securities in Ban For Trade	
SAIL	SAMMAANCAP

## Market Review

**US:** US markets were closed on account of Martin Luther King, Jr. Day.

**Asia:** Asian stocks slid around 0.5%, while S&P 500 futures dropped 1.1%. In Europe, equities posted their sharpest decline since November in the previous session.

**India:** India stocks were lower after the close on Monday, as losses in the Real Estate, Oil & Gas and Fast Moving Consumer Goods sectors led shares lower. At the close in NSE, the Nifty 50 lost 0.42% to hit a new 1-month low, while the BSE Sensex 30 index fell 0.39%. **Market is expected to open on a flattish note and likely to witness range bound move during the day.**

**Global economy:** The People's Bank of China left its benchmark loan prime rate unchanged as expected on Tuesday, even as the country grapples with cooling growth and a prolonged debt crisis in its real estate sector. The PBOC left its one-year LPR at 3.0% and its five-year LPR at 3.50%.

The Bank of Japan is expected to raise its growth forecast on Friday and signal its readiness to hike interest rates further, as recent yen falls and prospects of solid wage gains keep policymakers alert to containing inflationary pressure. But BOJ Governor Kazuo Ueda is likely to offer few clues on how soon the central bank could resume rate hikes, a decision complicated by rising bond yields and Prime Minister Sanae Takaichi's announcement on Monday to call a snap election in February.

**Commodities:** Oil prices edged higher as robust Chinese economic growth data boosted demand optimism. Markets are also monitoring President Trump's threats of increased U.S. tariffs on several European nations over his desire to acquire Greenland.

Gold and silver prices neared record highs as President Trump's threats to acquire Greenland rattled global markets, driving investors towards safe-haven assets. The dollar weakened, and U.S. stocks and bonds saw a selloff, with investors seeking refuge from escalating trade war risks and seeking stability.

**Currency:** The dollar index hovered around 99 on Tuesday after a sharp fall in the previous session, as escalating tensions between Washington and Europe over President Donald Trump's proposal to purchase Greenland undermined confidence in US assets.

**FII Derivative Transactions (Rs. Cr)**

Contracts	Purchase		Sell		Net	Open Interest (OI)		OI (Previous day)		Change	
	Contract	Value	Contract	Value	Value	Contract	Value	Contract	Value	Contract	Value
Index Future	20328	3431	23050	3910	(479)	238311	39922	234003	39405	4308	517
Index Option	13477806	2253512	13523759	2261219	(7707)	2896670	484975	2663076	447789	233594	37186
Stock Future	404481	28581	433625	30328	(1747)	6260717	420932	6223393	420361	37324	571
Stock Option	750370	54178	768499	55365	(1187)	841560	57578	782851	53728	58709	3850
<b>Total</b>	<b>14652985</b>	<b>2339702</b>	<b>14748933</b>	<b>2350822</b>	<b>(11120)</b>	<b>10237258</b>	<b>1003407</b>	<b>9903323</b>	<b>961283</b>	<b>333935</b>	<b>42124</b>

FII All Activity-BBG (Rs Cr)	Buy	Sell	Net
9-Jan-26	12001	15688	(3687)
12-Jan-26	9735	12843	(3108)
13-Jan-26	13454	13884	(430)
14-Jan-26	14616	18132	(3515)
16-Jan-26	20767	25310	(4543)
<b>Month to date- Jan</b>	<b>134461</b>	<b>156965</b>	<b>(22504)</b>
FII (Prov.) (Rs Cr)	Buy	Sell	Net
12-Jan-26	9072	12710	(3638)
13-Jan-26	11995	13495	(1500)
14-Jan-26	13121	17902	(4781)
16-Jan-26	20160	24506	(4346)
19-Jan-26	12380	15643	(3263)
<b>Month to date-Jan</b>	<b>138831</b>	<b>168146</b>	<b>(29315)</b>
DII (Prov.) (Rs. Cr)	Buy	Sell	Net
12-Jan-26	16986	11147	5839
13-Jan-26	15445	14263	1182
14-Jan-26	19930	14713	5217
16-Jan-26	19135	15200	3935
19-Jan-26	17888	13653	4234
<b>Month to date-Jan</b>	<b>206139</b>	<b>167828</b>	<b>38311</b>
FII Debt - BBG (Rs. Cr)	Buy	Sell	Net
9-Jan-26	1296	1015	280
12-Jan-26	2839	1094	1745
13-Jan-26	3308	7338	(4030)
14-Jan-26	2270	2354	(84)
16-Jan-26	1716	1994	(278)
<b>Month to date- Jan</b>	<b>26856</b>	<b>27402</b>	<b>(546)</b>

Market Breadth	BSE		NSE	
	No.	%	No.	%
Advance	1226	27%	957	28%
Decline	3075	68%	2397	70%
Unchanged	191	4%	94	3%

Market Turnover	19-Jan	16-Jan	Var (%)
BSE Cash	8724	9869	-12%
NSE Cash	111003	125067	-11%
NSE Futures	141241	145622	-3%
NSE Options	33028700	26844818	23%
Total (Rs.Cr)	33289668	27125376	23%

Volatility Index	19-Jan	16-Jan
Volatility Index	11.83	11.37

Index PE - TTM	19-Jan	Yr. High	Yr. Low
Sensex	22.9	24.1	20.3
Nifty	22.3	23.0	19.6

**Corporate News**

**Info Edge (India):** Subsidiary Jeevansathi Internet Services to invest Rs 10 cr in its wholly-owned subsidiary, Aisle Network. (NDTV)

**Sanghvi Movers Botswana Proprietary Limited**, wholly owned subsidiary of Sanghvi Movers Limited has been awarded work order worth USD 4.3 Mn from Jindal Energy Botswana (Pty) Limited. Order execution to commence from Q4 of FY 2025-26 and to be completed by Q4 of FY2027-28. (NDTV)

**Gujarat Mineral Development Corporation Ltd. (GMDC)** took a strategic step in its rare earths journey as the Bhabha Atomic Research Centre (BARC), the premier R&D institute under the Department of Atomic Energy (DAE). (NDTV)

**Corona Remedies** has received a Good Manufacturing Practices compliance certificate from the Eurasian Economic Union for its Gujarat manufacturing facility. This regulatory achievement validates the company's adherence to international manufacturing standards and enhances its credentials for potential market access within Eurasian Economic Union (EAEU) member countries. (NDTV)

**Economy**

**India and the European Union will announce the conclusion of free trade agreement negotiations at a summit on January 27.** A security and defence partnership agreement will also be signed. EU leadership will attend India's Republic Day celebrations as chief guests. Negotiations for the trade pact resumed in 2022 and are in the final stages. (ET)

**In December, India's oilmeal exports plummeted by 40% , largely attributed to a drastic decline in soyabean meal shipments.** Other oilmeals, such as rapeseed and castorseed meals, also saw diminished export levels. Conversely, the exports of rice bran extraction experienced a remarkable upswing. (ET)

**International**

**Lululemon founder Chip Wilson is trying to excise private equity firm Advent from the apparel maker's board as part of an ongoing proxy fight,** citing people familiar with the matter. Wilson had launched a proxy fight in late December by nominating three independent directors to the company's board. (Inv)

**Four in five workers believe artificial intelligence is going to impact their daily tasks at the workplace, with Gen Z among** Job vacancies requiring "AI agent" skills have surged by 1,587%, Randstad said in its yearly "Workmonitor" report, with survey data suggesting that AI and automation are increasingly. (Inv)

Top 5 Nifty Gainers	19-Jan	16-Jan	Var(%)
INDIGO	4942	4740	4.3%
TECHM	1718	1671	2.9%
HINDUNILVR	2414	2360	2.3%
KOTAKBANK	427	418	2.1%
BAJFINANCE	969	950	2.0%
Top 5 Nifty Losers	19-Jan	16-Jan	Var(%)
WIPRO	246	267	-8.0%
RELIANCE	1414	1458	-3.0%
TMPV	344	354	-2.7%
MAXHEALTH	1014	1037	-2.3%
ETERNAL	281	288	-2.2%

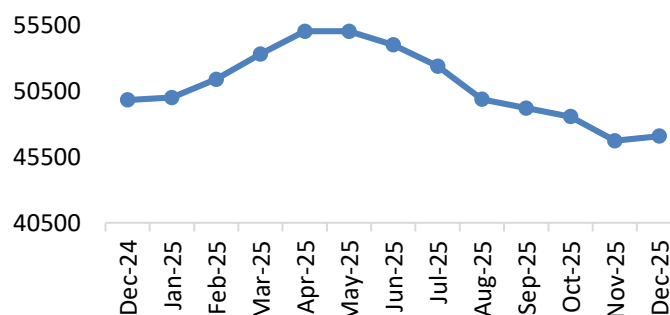
BSE Index Watch	Last	1 day	1 wk	1 mth	1 yr
SENSEX	83246	-0.4%	-0.4%	-2.0%	8.0%
MIDCAP	45988	-0.4%	-0.7%	-1.2%	4.4%
SMLCAP	49063	-1.3%	-1.7%	-3.4%	-7.0%
AUTO	61381	0.1%	-1.5%	-0.2%	19.8%
BANKEK	67685	-0.4%	1.6%	2.3%	20.8%
Capital Goods	64189	0.4%	-1.3%	-3.5%	-2.5%
FMCG	19146	0.4%	-0.2%	-4.7%	-5.8%
Health Care	42508	-0.8%	-2.7%	-3.3%	-1.1%
IT	37557	-0.6%	2.1%	0.3%	-10.2%
METAL	38224	-0.1%	4.4%	9.7%	32.1%
Oil & Gas	27386	-1.3%	0.4%	-1.9%	4.2%
Power	6270	-0.2%	-1.4%	-2.8%	-7.7%
Realty	6519	-1.9%	-4.2%	-5.1%	-12.4%

Margin Trading Disclosure (Rs. In Cr)	Last	1 day	1 wk	1 mth	3 mth
Op. Scripwise Outstanding	115682	0%	0%	3%	6%
Fresh Exposure	4035	14%	29%	47%	-13%
Exposure liquidated	3703	11%	10%	60%	-17%
Closing Net scripwise outstanding	116013	0%	0%	3%	6%

NSE USD Futures	19-Jan	16-Jan	Var (%)
Jan Expiry (Rs./\$)	89.97	89.05	1.0%
Feb Expiry (Rs./\$)	90.99	89.97	1.1%
Total Turnover (Rs. Crore)	3371	3403	-1%

Sectors	TTM PE
Auto	32.52
Auto Ancillary	41.64
Banking	15.07
Engineering	38.8
Cement	67.11
Diamonds & Jewellery	45.43
Housing Finance	23.62
Infrastructure & Const	28.51
Metals-Aluminium	26.03
Metal – Steel	18.54
Oil Expl.	11.43
Pharma	11.43
Power – Gen. Supp.	38.84
Information Tech.	29.01
Sugar	16.26
Telecom Serv. Prov.	37.88
Tyres	34.81

## HRC Price (Rs/MT) (Source: NBRR)



10 year G-Sec Yield	Current	Previous	Change
US	4.25%	4.22%	3 bps
Japan	2.33%	2.27%	6 bps
India	6.68%	6.68%	1 bps
UK	4.42%	4.40%	1 bps
Libor 3 Mths	4.85%	4.85%	(0) bps

Indian Eco Data	Current	Previous	Var(%)
Forex Reserve (US\$ in bn)	602	687	-12.4%
Inflation - WPI	0.83%	-0.32%	115 bps
Inflation - CPI	1.33%	0.71%	62 bps

India GDP	Q3FY25	Q2FY25	Var (%)
Growth	8.23%	7.81%	42 bps

Monetary Policy	Current	Previous	Change
Repo Rate	5.25%	5.50%	(25) bps
Reverse Repo Rate	3.35%	3.35%	0 bps
CRR	3.00%	3.75%	(75) bps
O/S Banking System Liquidity (Rs bn)	1285	1286	(0.9)

IIP Growth %	Nov-25	Nov-24	Apr-Nov
IIP	6.7	5.0	4.0
Capital Goods	10.4	8.9	5.6
Mining	8.0	5.5	4.9
Manufacturing	-1.5	4.4	-0.3
Electricity	5.4	1.9	2.5

### ADR Price Movement

Company	Price (US\$)	Volume	Previous Day Price	Volume	Variance (%)	No. of Share Per ADR	ADR Price (Rs.)	BSE Price	Variance (%)
Infosys Tech	18.63	12792904	18.63	12792904	Closed	1	1693.77	1681.20	Closed
Wipro	2.75	13547343	2.75	13547343	Closed	1	250.02	245.95	Closed
Dr.Reddy's	12.92	1495975	12.92	1495975	Closed	1	1174.64	1167.20	Closed
ICICI Bank	30.87	6378295	30.87	6378295	Closed	2	1403.29	1380.60	Closed
HDFC Bank	32.65	4782791	32.65	4782791	Closed	3	989.47	927.90	Closed

### GDR's (US\$)

	Prices	Prev. Close	Change	Var %
L&T	42.10	42.15	(0.0)	-0.1%
RIL	62.10	64.40	(2.3)	-3.6%
SBI	114.60	114.80	(0.2)	-0.2%

US Economy Data	Current	Previous
Inflation (%) (YoY)	2.70%	2.70%
Unemployment (%)	4.40%	4.50%

Interest Rate (%)	Current	Previous
Fed Rate	3.75%	4.00%

US GDP	Q2CY25	Q1CY25
Growth (QoQ Annualized)	4.30%	3.80%

China Economy Data	Current	Previous
GDP	4.50%	4.80%
Inflation – CPI (%)	0.80%	0.70%

Economic Calendar	Date
Indian GDP Data	27 Feb
Indian Inflation Data CPI	12 Feb
Indian Inflation Data WPI	16 Feb
Indian Monetary Policy	27 Feb
India's Industrial Production (IIP)	28 Jan
US Inflation Data	11 Feb
US GDP	22 Jan
US Unemployment Data	06 Feb
US Fed Rate	29 Jan
China GDP	To be announced
China Inflation Data	11 Feb

### Event Update

Name	Date	Purpose
Bank Of Maharashtra	20-01-26	Rs.1.00 per share(10%)Interim Dividend
NLC India Ltd.	20-01-26	Rs.3.60 per share(36%)Interim Dividend
Angel One Ltd.	21-01-26	First Interim Dividend
United Van Der Horst Ltd.	22-01-26	Stock Split from Rs.5/- to Re.1/-
Havells India Ltd.	23-01-26	Interim Dividend
DCM Shriram Ltd.	24-01-26	Second Interim Dividend
United Spirits Ltd.	27-01-26	Interim Dividend



## Bulk Deal As On 19/01/26

BSE					
Security Code	Security Name	Client Name	Deal	Quantity	Price
523896	APIL	AKIN TRADING PRIVATE LIMITE	S	25064	31.09
523896	APIL	RAJEN H GADA (HUF)	B	37000	31.61
538556	ARMAN	KIRIT DAMJI GADA	S	31998	99.5
538556	ARMAN	RANJAN KUMAR	B	35278	99.5
544337	AVAX	SURINDER KAUR	S	7000	238.63
531327	CHARMS	GX VENTURES LLP	B	24482	5.35
544677	DEFRAIL	ANJANA AGGARWAL	B	48000	95
544677	DEFRAIL	ATULKUMAR KANTILAL PATEL	B	49600	95
544677	DEFRAIL	ISHAAN TRADEFIN LLP	B	36800	94.92
544677	DEFRAIL	POOJAMISHRA	B	36800	96.2
544677	DEFRAIL	VIPIN AGGARWAL	B	100800	95
526504	DOLPHMED	PL.M.PALANIAPPAN	B	125205	3.25
543520	GLHRL	RUPA KUMARI	S	125000	22.75
543520	GLHRL	SHIV SHAKTI TRADING COMPANY	S	105000	23.1
513309	GOLKONDA	RAMAN NANGIA	S	29000	12.55
544675	GTIL	PESB ALPHA FUND	B	99200	91.92
513361	INDIAHOMES	ANURAJ CAPITAL PRIVATE LIMITED	B	6700000	13
513361	INDIAHOMES	M K BANKA (HUF)	S	6668469	13
542446	JONJUA	PUSHPA BHAI	S	552894	6.26
540360	LLFICL	PURE BROKING PRIVATE LIMITED	B	3006000	3.7
544237	RAPID	SHERWOOD SECURITIES PVT LTD	B	22400	121.01
544552	RDGAIL	BHANSALI VALUE CREATIONS PRIVATE LIMITED	B	46800	106.86
543256	RFLL	BIRJUADITYAPARIKH	B	102483	20.02
539669	RGF	EDURISE CAREER SOLUTIONS PRIVATE LIMITED	B	3000000	1.07
539669	RGF	MANI MARKETING & HOLDINGS PRIVATE LIMITED	S	3000000	1.07
543963	SHELTER	PARVEZBANU MOHAMED RAFIQ IDARIYA	S	99000	33.5
540492	STARLENT	GREENX WEALTH MULTIHORIZONS OPPORTUNITY FUND	B	18476790	5.95
540492	STARLENT	PADMANABH CORPORATION	S	5600000	5.95
540492	STARLENT	PARAS TRADERS	S	7243949	5.95
540492	STARLENT	VASANTKUMAR DHANJIBHAI SHAH	S	2057612	5.95
540492	STARLENT	VEER TRADING	S	3469855	5.95
539117	SUJALA	PICADALLY TRADE & HOLDINGS PRIVATE LIMITED	S	29662	64.53
519483	TAIIND	PARTON VINIMAY PRIVATE LIMITED	S	180000	26.26
519483	TAIIND	REALITY MERCHANTS PRIVATE LIMITED	B	180000	26.26
539798	UMIYA	AMIT MAGANBHAI PIPALIYA	B	51575	28.25
539798	UMIYA	SEJALBEN VIPULBHAI LUNAGARIYA	B	119769	28.25
536672	VCU	KAMAL TANEJA	B	80000	6.25
536672	VCU	SAMRAT BASU	B	80000	6.25
536672	VCU	SHRIPAL KANTILAL BAFNA	S	150000	6.25

NSE

Security Code	Security Name	Client Name	Deal	Quantity	Price
ARFIN	Arfin India Limited	SUNIL KISHINCHAND CHELLANI	BUY	1012061	80.19
BAGDIGITAL	B.A.G.Convergence Limited	LOVLESH JAIN	BUY	129600	114.89
BAGDIGITAL	B.A.G.Convergence Limited	RAMAN TALWAR	SELL	160000	114.63
CAPTRUST	Capital Trust Limited	MABLE RAJESH	BUY	211219	14.31
CONNPLEX	Connplex Cinemas Limited	MANSI SHARE AND STOCK BROKING PRIVATE LIMITED	BUY	96000	258.52
CONNPLEX	Connplex Cinemas Limited	VIKASA INDIA EIF I FUND-INCUBE GLOBAL OPPORTUNITIES	SELL	100800	258.5
GREENLEAF	Greenleaf Envirotech Ltd	UNICORN FUND	SELL	31000	147.89
IDEALTECHO	Ideal Technoplast Ind Ltd	SHAH DAXESH BALVANTRAI HUF	SELL	41500	199.13
INVICTA	Invicta Diagnostic Ltd	LAXMI TRADING & INVESTMENTS	SELL	120000	76
INVICTA	Invicta Diagnostic Ltd	NIHAR AMIT DAVE	BUY	148800	75.8
JKIPL	Jinkushal Industries Ltd	MANSI SHARE AND STOCK BROKING PRIVATE LIMITED	SELL	350022	82.65
JKIPL	Jinkushal Industries Ltd	SAHASTRAA ADVISORS PRIVATE LIMITED	BUY	350022	82.65
PIGL	Power Instrument (G) Ltd	MANSI SHARE AND STOCK BROKING PRIVATE LIMITED	SELL	180281	108.65
PIGL	Power Instrument (G) Ltd	SAHASTRAA ADVISORS PRIVATE LIMITED	BUY	180281	108.72
SPRL	SP Refractories Limited	MANGLA SHANTILAL GADA	BUY	26400	155.68
SPRL	SP Refractories Limited	SHANTILAL NARSHI GADA	SELL	23200	157
TBZ	Trib Bhimji Zaveri Ltd	MALABAR GOLD AND DIAMONDS LIMITED	SELL	528609	165.54

**Disclosure:**

Research Reports that are published by Nirmal Bang Securities Private Limited (hereinafter referred to as "NBSPL") are for private circulation only. NBSPL is a registered Research Analyst under SEBI (Research Analyst) Regulations, 2014 having Registration no. INH000001766. NBSPL is also a registered Stock Broker with National Stock Exchange of India Limited, BSE Limited, Metropolitan Stock Exchange of India Limited, Multi Commodity Exchange of India Limited and , National Commodity and Derivative Exchange Limited in Capital Market , Equity and Commodities derivatives segments and Currency Derivatives Segment .

NBSPL has other business divisions with independent research teams separated by Chinese walls, and therefore may, at times, have different or contrary views on stocks and markets.

NBSPL or its associates have not been debarred / suspended by SEBI or any other regulatory authority for accessing / dealing in securities Market since last 20 years. NBSPL, its associates or analyst or his relatives do not hold any financial interest (Except Investment) in the subject company. NBSPL or its associates or Analyst do not have any conflict or material conflict of interest at the time of publication of the research report with the subject company. NBSPL or its associates or Analyst or his relatives may or may not hold beneficial ownership of 1% or more in the subject company at the end of the month immediately preceding the date of publication of this research report.

NBSPL or its associates / analyst has not received any compensation / managed or co-managed public offering of securities of the company covered by Analyst during the past twelve months. NBSPL or its associates have not received any compensation or other benefits from the company covered by Analyst or third party in connection with the research report. Analyst has not served as an officer, director or employee of Subject Company. NBSPL / analyst has not been engaged in market making activity of the subject company.

**Analyst Certification:** The research analysts and authors of these reports, hereby certify that the views expressed in this research report accurately reflects my/our personal views about the subject securities, issuers, products, sectors or industries. It is also certified that no part of the compensation of the analyst(s) was, is, or will be directly or indirectly related to the inclusion of specific recommendations or views in this research. The analyst(s) principally responsible for the preparation of this research report and has taken reasonable care to achieve and maintain independence and objectivity in making any recommendations.

**Disclaimer:**

The Research Report is for the personal information of the authorized recipient and does not construe to be any investment, legal or taxation advice. NBSPL is not soliciting any action based upon it. Nothing in the research report shall be construed as a solicitation to buy or sell any security or product, or to engage in or refrain from engaging in any such transaction. In preparing the research report, we did not take into account the investment objectives, financial situation and particular needs of the reader.

The research report has been prepared for the general use of the clients of NBSPL and must not be copied, either in whole or in part, or distributed or redistributed to any other person in any form. If you are not the intended recipient you must not use or disclose the information in the research report in any way. Though disseminated to all the customers simultaneously, not all customers may receive the research report at the same time. NBSPL will not treat recipients as customers by virtue of their receiving the research report. The research report is not directed or intended for distribution to or use by any person or entity resident in a state, country or any jurisdiction, where such distribution, publication, availability or use would be contrary to law, regulation or which would subject NBSPL & its group companies to registration or licensing requirements within such jurisdictions.

The report is based on the information obtained from sources believed to be reliable, but we do not make any representation or warranty that it is accurate, complete or up-to-date and it should not be relied upon as such. We accept no obligation to correct or update the information or opinions in it. NBSPL or any of its affiliates or employees shall not be in any way responsible for any loss or damage that may arise to any person from any inadvertent error in the information contained in the research report. NBSPL or any of its affiliates or employees do not provide, at any time, any express or implied warranty of any kind, regarding any matter pertaining to this report, including without limitation the implied warranties of merchantability, fitness for a particular purpose, and non-infringement. The recipients of the research report should rely on their own investigations.

This information is subject to change without any prior notice. NBSPL reserves its absolute discretion and right to make or refrain from making modifications and alterations to this statement from time to time. Nevertheless, NBSPL is committed to providing independent and transparent recommendations to its clients, and would be happy to provide information in response to specific client queries.

Before making an investment decision on the basis of research report, the reader needs to consider, with or without the assistance of an adviser, whether the advice is appropriate in light of their particular investment needs, objectives and financial circumstances. There are risks involved in securities trading. The price of securities can and does fluctuate, and an individual security may even become valueless. International investors are reminded of the additional risks inherent in international investments, such as currency fluctuations and international stock market or economic conditions, which may adversely affect the value of the investment. Opinions expressed are subject to change without any notice. Neither the company nor the director or the employees of NBSPL accept any liability whatsoever for any direct, indirect, consequential or other loss arising from any use of the research report and/or further communication in relation to the research report. Here it may be noted that neither NBSPL, nor its directors, employees, agents or representatives shall be liable for any damages whether direct or indirect, incidental, special or consequential including lost revenue or lost profit that may arise from or in connection with the use of the information contained in the research report.

Copyright of this document vests exclusively with NBSPL.

Our reports are also available on our website

Registration granted by SEBI and certification from NISM in no way guarantee performance of NBSPL or provide any assurance of returns to investors.

**Nirmal Bang Research (Division of Nirmal Bang Securities Pvt. Ltd.)**

B-2, 301/302, Marathon Innova,  
Opp. Peninsula Corporate Park  
Off. Ganpatrao Kadam Marg  
Lower Parel(W), Mumbai-400013  
Board No. : 91 22 6723 8000/8001  
Fax. : 022 6723 8010